技术参数表 /Technical parameter

A：全排量 First displacement B：半排量 Second displacement

型号 Type	排量代号 Displacement Code	A (ml/r)	B (ml/r)	A 额定扭矩 Rated Torque (N.m)	A 理论扭矩 Theoretical Torque (10Mpa N.m)	额定压力 Rated Pressure (Mpa)	最高压力 Max Pressure (Mpa)	转速范围 Speed Range (r/min)	最大功率 Max Power A (kW)	最大功率 Max Power B 优先旋向 Preferred (kW)	最大功率 Max Power B 非优先旋向 Non-preferred (kW)
YMS11	7	730	365	2903	1161	25	35	0-200	50	33	25
	8	837	419	3328	1331	25	35	0-195			
	9	943	472	3748	1499	25	35	0-190			
	0	1048	524	4165	1666	25	35	0-185			
	1	1147	574	4560	1824	25	35	0-180			
	2	1259	630	5005	2002	25	35	0-170			
YMSE11	9	1263	632	5020	2008	25	35	0-170	50	33	25
	0	1404	702	5580	2232	25	35	0-155			
	1	1536	768	6105	2442	25	35	0-140			
	2	1687	844	6705	2682	25	35	0-130			

马达编号 /Motor model code

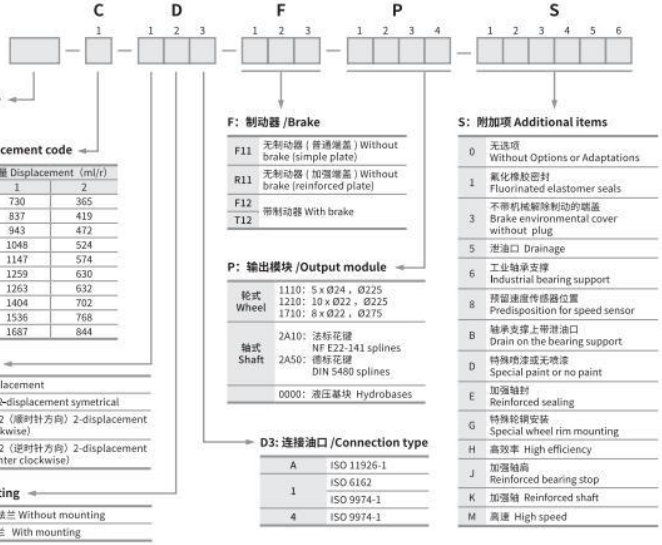

轮边马达 /Wheel motor

单排量马达标准尺寸 / Dimensions for 1-displacement motor

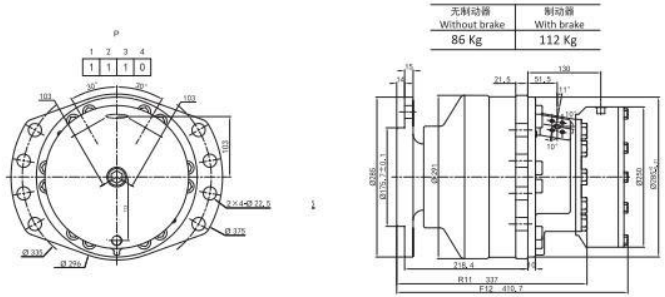

轴承支撑类型 / Support types

输出方式 Output Type	A (mm)	B (mm)	C (mm)	D (mm)	E (mm)	N (mm)	轮辋配件 Wheel Rim Mountings	L (mm)	标注图 Figure
1110	Ø175.7	Ø225	Ø276	218.6	Ø291	Ø24	5×M22×1.5	14	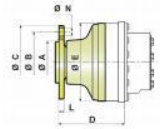
1210	Ø175.7	Ø225	Ø276	218.6	Ø291	Ø22	10×M20×1.5	14	
1710	Ø220.7	Ø275	Ø314	218.6	Ø291	Ø22	8×M20×1.5	14	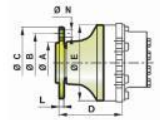

轴马达 / Shaft motor

单排量马达标准尺寸 / Dimensions for 1-displacement motor

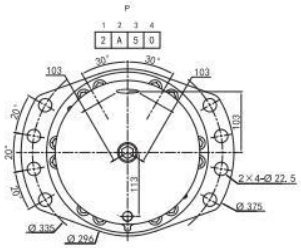

无制动器 Without brake	制动器 With brake
88 Kg	114 Kg

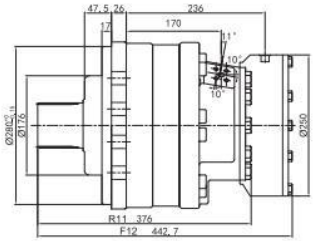

轴承支撑类型 / Support types

输出方式 Output Type	规格 Specification			A (mm)	B (mm)	C (mm)	D (mm)	E (mm)	F (mm)	标注图 Figure
2A10	法标花键	NF E22-141 splines		15	R2.75	35	2×M10	24	70	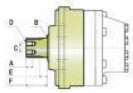
	公称直径	ØNominalØ	75							
	模数	Module	2.5							
	齿数	Number of teeth	28							
2A50	德标花键	DIN 5480 splines		15	R2.75	35	2×M10	23	80	
	公称直径	ØNominalØ	80							
	模数	Module	3							
	齿数	Number of teeth	25							

单排量液压基块标准尺寸 / Dimensions for 1-displacement hydrobase

无制动器 Without brake	制动器 With brake
48.9 Kg	72.4 Kg

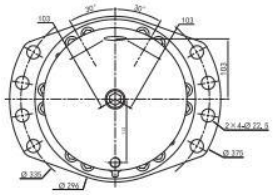

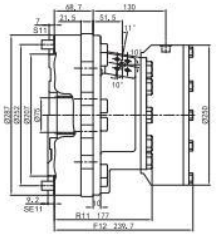

如需双排量马达参数，请咨询本公司工程师。
If you need to know about 2-displacement motor, please consult our engineers.

液压连接油口 / Hydraulic Connections

编号 Code	标准 Standards	主油口（A，B） Power supply	壳体泄油口（L） Case drain	驱车制动控制油（Z） Control of parking brake	双速变量油口 2-displacement control
A	ISO 11926-1	1"1/16-12 UNF	3/4"-16 UNF	9/16"-18 UNF	9/16"-18 UNF
1	ISO 6162 ISO 9974-1	DN19 PN400 DN13 PN400	M18x1.5	M16*1.5	M16*1.5
4	ISO 9974-1	M27x2	M18x1.5	M16*1.5	M16*1.5

制动器原理 / Brake principle

F 0 2

制动腔内压力为 0 时制动器的制动扭矩（新制动器） Parking brake torque at 0 bars on housing (new brake)	11840N.m
制动腔内压力为 0 时紧急行车制动扭矩（最多可作紧急制动使用 10 次） Dynamic emergency braking torque at 0 bars on housing (max.10 uses of emergency brakes)	7695N.m
制动腔内压力为 0 时剩余的驻车制动扭矩 Residual parking braking at 0 bars on housing	8880N.m
最小制动器释放压力 Min. brake release pressure	1.2Mpa
最大制动器释放压力 Max. brake release pressure	3Mpa
制动腔油量 Oil capacity	170ml
用于制动器释放的液压油量 Volume for brake release	40ml